

## TEACHER INFORMATION

# Evaporation and Intermolecular Attractions

1. Editable Microsoft Word versions of the student pages and pre-configured TI-Nspire files can be found on the CD that accompanies this book. See *Appendix A* for more information.
2. This experiment, as written, is not intended for use with Easy or Go! products since data from two sensors must be collected at the same time. A single, multi-channel interface is preferred.
3. If you are using Easy or Go! products, or if you have a limited number of temperature probes, you can do this experiment with only a single sensor, testing a single alcohol with each run. Similarly, you can use more than two temperature probes if you have a multi-channel interface.
4. We recommend wrapping the probes with paper as described in the procedure. Wrapped probes provide more uniform liquid amounts, and generally greater  $\Delta t$  values, than bare probes. Chromatography paper, filter paper, and various other paper types work well.
5. Snug-fitting rubber bands can be made by cutting short sections from a small rubber hose. Surgical tubing works well. Orthodontist's rubber bands are also a good size.
6. Other liquids can be substituted. Although it has a somewhat larger  $\Delta t$ , 2-propanol can be substituted for 1-propanol. Some petroleum ethers have a high percentage of hexane and can be used in its place. Other alkanes of relatively high purity, such as n-heptane or n-octane can be used. Water, with a  $\Delta t$  value of about  $5^{\circ}\text{C}$ , emphasizes the effect of hydrogen bonding on a low-molecular weight liquid. However, students might have difficulty comparing its hydrogen bonding capability with that of the alcohols used.
7. Sets of the liquids can be supplied in  $13 \times 100$  mm test tubes stationed in stable test-tube racks. This method uses very small amounts of the liquids. Alternatively, the liquids can be supplied in sets of small bottles kept for future use. Adjust the level of the liquids in the containers so it will be above the top edge of the filter paper.
8. Because several of these liquids are highly volatile, keep the room well-ventilated. Cap the test tubes or bottles at times when the experiment is not being performed. The experiment should not be performed near any open flames.
9. Other properties, besides  $\Delta t$  values, vary with molecular size and consequent size of intermolecular forces of attraction. Viscosity increases noticeably from methanol through 1-butanol. The boiling temperatures of methanol, ethanol, 1-propanol, and 1-butanol are  $65^{\circ}\text{C}$ ,  $78^{\circ}\text{C}$ ,  $97^{\circ}\text{C}$ , and  $117^{\circ}\text{C}$ , respectively.
10. **HAZARD ALERTS:**  
n-Hexane: Flammable liquid; dangerous fire risk; may be irritating to respiratory tract. Hazard Code: B—Hazardous.  
Methanol: Flammable; dangerous fire risk; toxic by ingestion (ingestion may cause blindness). Hazard Code: B—Hazardous.

## Experiment 20

Ethanol: Dangerous fire risk; flammable; addition of denaturant makes the product poisonous—it cannot be made non-poisonous; store in a dedicated flammables cabinet or safety cans. If a flammables cabinet or safety cans are not available, store in a Flinn *Saf-Stor*® Can. Hazard Code: C—Somewhat hazardous.

n-Pentane: Flammable liquid; narcotic in high concentrations. Hazard Code: B—Hazardous.

1-Propanol: Flammable liquid; dangerous fire risk; harmful to eyes and respiratory tract. Hazard Code: B—Hazardous.

1-Butanol: Moderate fire risk; toxic on prolonged inhalation; eye irritant; absorbed by skin. Hazard Code: B—Hazardous.

The hazard information reference is: Flinn Scientific, Inc., *Chemical & Biological Catalog Reference Manual*, 1-800-452-1261, [www.flinnsci.com](http://www.flinnsci.com). See *Appendix F* for more information.

11. Piping which can be purchased at a yard goods or sewing store can serve as an appropriate sleeve for the temperature probe. You have to cut it pieces and remove the "rope".

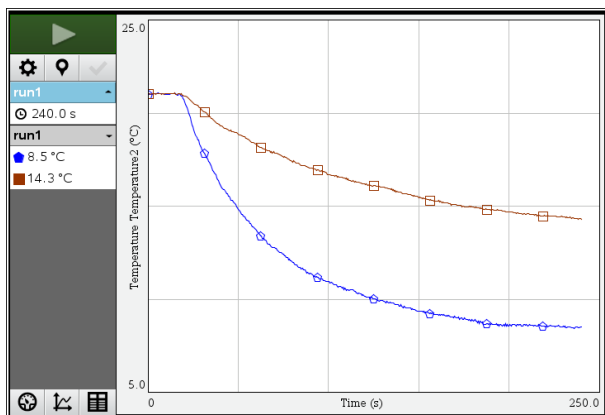
### ANSWERS TO PRE-LAB QUESTIONS

Substance	Formula	Structural Formulas	Molecular Weight	Hydrogen Bond (Yes or No)
ethanol	C <sub>2</sub> H <sub>5</sub> OH	<pre>  H H       H-C-C-O-H         H H</pre>	46	yes
1-propanol	C <sub>3</sub> H <sub>7</sub> OH	<pre>  H H H         H-C-C-C-O-H           H H H</pre>	60	yes
1-butanol	C <sub>4</sub> H <sub>9</sub> OH	<pre>  H H H H           H-C-C-C-C-O-H             H H H H</pre>	74	yes
n-pentane	C <sub>5</sub> H <sub>12</sub>	<pre>  H H H H H             H-C-C-C-C-C-H               H H H H H</pre>	72	no
methanol	CH <sub>3</sub> OH	<pre>  H     H-C-O-H       H</pre>	32	yes
n-hexane	C <sub>6</sub> H <sub>14</sub>	<pre>  H H H H H H               H-C-C-C-C-C-C-H                 H H H H H H</pre>	86	no

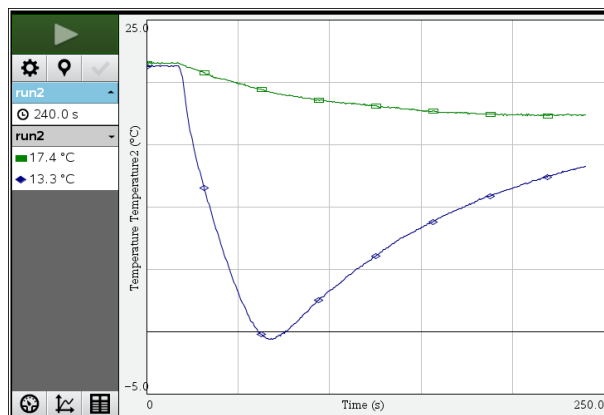
## SAMPLE RESULTS

Substance	$t_1$ (°C)	$t_2$ (°C)	$\Delta t$ ( $t_1 - t_2$ ) (°C)
ethanol	21.0	8.5	12.5
1-propanol	21.1	14.3	6.8
1-butanol	21.5	17.4	4.1
n-pentane	21.3	-0.6	21.9
Methanol	21.0	1.3	19.7
n-hexane	22.8	6.7	16.1

Predicted $\Delta t$ (°C)	Explanation
varies (< 4.9°C)	It has a higher molecular wt. than 1-propanol (both have H-bonds).
varies (> 8.3°C)	It has a higher molecular wt. than either, but no H-bonding.
varies (> 8.3°C)	It has a lower molecular wt. than ethanol (both have H-bonds).
varies (< 16.1°C)	It has a higher molecular wt. than n-pentane; also no H-bonding.

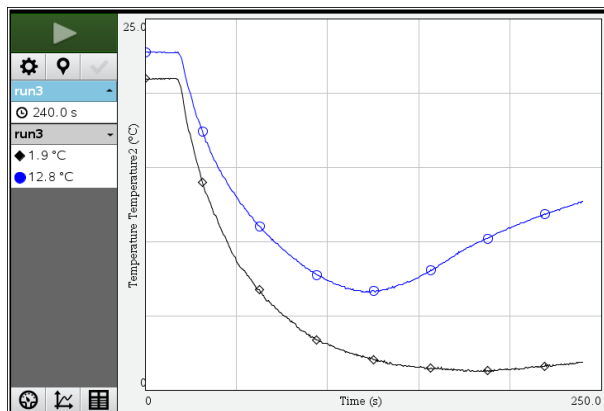


Evaporation of ethanol (●)  
and 1-propanol (□).

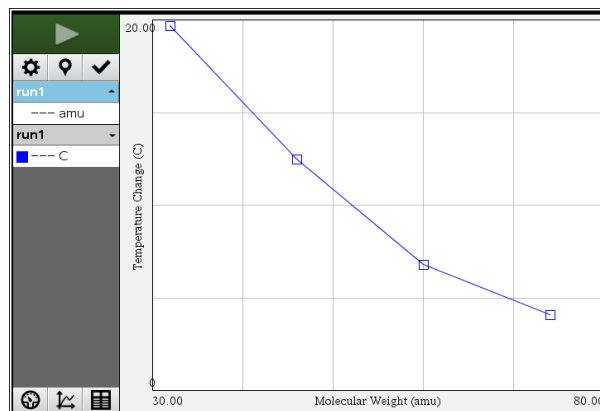


Evaporation of 1-butanol (□)  
and n-pentane (◆)

## Experiment 20



Evaporation of methanol (■) and n-hexane (○).



Temperature change vs. alcohol molecular weight.

## ANSWERS TO QUESTIONS

For Sample Answers to the questions in this lab, please contact Vernier Software and Technology at [swanswers@vernier.com](mailto:swanswers@vernier.com)