

Login to Logarithms

Student Activity



Your Passion. Our Technology. Student Success.™

7 8 9 10 **10A** 11 12



TI-Nspire CAS



Investigation



Student



60 min

Aim:

To discover the meaning of “logarithms” and to make use of this understanding to develop laws of addition and subtraction of logarithms.

Equipment:

For this activity you will need:

- TI-Nspire CAS

Technology:

Start a new document and open a **Calculator** page. The main function that we will be using for this activity is the **log** function. To access **log**, press **ctrl + 10^x**.

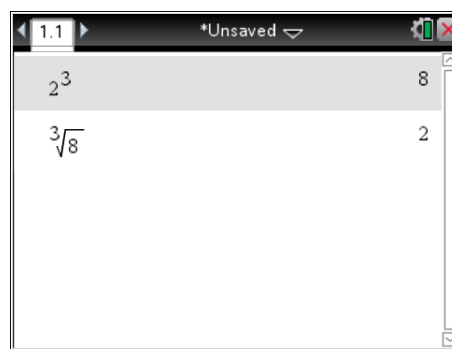
Initial Exploration and definition of logarithms

Step: 1. Input 2^3 and the result is **8**. For the relationship $2^3 = 8$, the **2** is the *base*, the **3** is the *index* and the **8** is referred to as the *basic numeral*.

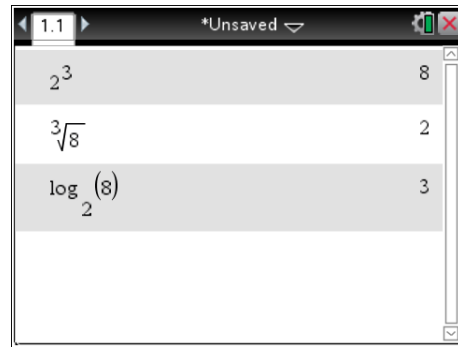
$$\begin{array}{c} \text{index} \\ \swarrow \\ \mathbf{2^3} = \mathbf{8} \\ \nearrow \quad \nwarrow \\ \text{base} \quad \text{basic numeral} \end{array}$$



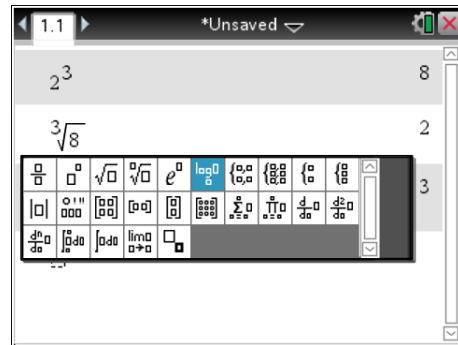
Step: 2. Input $\sqrt[3]{8}$ and the result is **2**. Notice that the relationship $\sqrt[3]{8} = 2$ uses the same three numbers.



Step: 3. Is there a way to rearrange the numbers to isolate the **3**? The answer is “Yes”. This can be done by pressing **ctrl + 10^x** to access the **log** function. Input **2** for the base of the log and then input **8** on the main line. Notice that the relationship **log₂ 8 = 3** uses the same three numbers.



Step: 4. The template **log_□(□)** can also be used. Calculate a few values using both the **log** key and the **template** and compare your answers.



“Log” is an abbreviation for “Logarithm”, which in effect means the “index”. A literal translation of the log equation **log₂ 8 = 3** is “The logarithm to the base 2 of the basic numeral 8 is equal to 3”.

Did you know?

Most scientific calculators only have functions for logarithms to the base 10 and base “e”. Base 10 logarithms are abbreviated as “log”. Base “e” logarithms are called natural logarithms and these are abbreviated as “ln”. We will not be dealing with natural logarithms in this activity.

If you are using one of these calculators and you need to find a logarithm with a different base, you can use either the “log” or the “ln” function.

For example, to find $\log_2 8$, calculate $\frac{\log 8}{\log 2}$ or $\frac{\ln 8}{\ln 2}$. Both answers are equal to 3.

Practice using the log template

Use the following examples to practise using the log function. Try to predict what the result will be before you press **enter**. (e.g. “the logarithm to the base 2 of 16 is ___”)

- a. $\log_2 16 =$
- b. $\log_5 25 =$
- c. $\log_5 125 =$
- d. $\log_5 625 =$
- e. $\log_{10} 1000 =$
- f. $\log_{10} 1000000 =$
- g. $\log_{10} 10 =$

Summary		
base	basic numeral	index
2	16	
5	25	
5	125	
5	625	
10	1000	
10	1000000	
10	10	

Using CAS to develop logarithm laws

There are a couple of clear advantages of using TI-Nspire for this process. One is that you can use the template to easily specify the base of the logarithms you want to work with. Another main advantage is that CAS is a *Computer Algebra System*, which allows you to perform computations with algebraic variables. Use CAS to work through the following questions to discover some special relationships about logarithms. These are logarithm laws and are very similar to the index laws which you have already learnt.

A review of index laws may be useful at this point:

$$a^1 = a, a^0 = 1, a^x \times a^y = a^{x+y}, a^x \div a^y = a^{x-y}, \text{ and } (a^x)^y = a^{xy}.$$

1. Find:

a. $\log_{10} 10 =$

b. $\log_2 2 =$

c. $\log_3 3 =$

d. $\log_a a =$

2. Now that you have identified the pattern and given what you now understand about the definition of logarithms, does this general result surprise you? Describe this general result in your own words.

3. Find:

a. $\log_{10} 10 + \log_{10} 100 =$

b. $\log_{10} 1000 =$

c. $\log_2 8 + \log_2 16 =$

d. $\log_2 128 =$

e. $\log_3 9 + \log_3 27 + \log_3 81 =$

f. $\log_3(9 \times 27 \times 81) =$

g. $\log_3 4 + \log_3 5 =$

h. $\log_a 4 + \log_a 5 =$

4. Without using your calculator, complete the general rule:

$$\log_a x + \log_a y =$$

5. State this rule in your own words.

6. Find:

- a. $\log_{10} 1000000 - \log_{10} 100 =$
- b. $\log_{10} 10000 =$
- c. $\log_2 128 - \log_2 16 =$
- d. $\log_2 8 =$
- e. $\log_3 35 - \log_3 5 =$
- f. $\log_2 7 =$
- g. $\log_a 35 - \log_a 5 =$

7. Without using your calculator, complete the general rule:

$$\log_a x - \log_a y =$$

8. State this rule in your own words.

9. Find:

a. $\log_5 8 =$

b. $\log_2 27 =$

c. $\log_{17} 1000 =$

d. $\log_a 8 =$

e. $\log_a 27 =$

f. $\log_a 1000 =$

g. $\log_a 64 =$

h. $5^6 =$

i. $\log_a 15625 =$

10. Without using your calculator, complete the general rule:

$$\log_a(x^y) =$$

11. State this rule in your own words.

Conclusion

There is a lot more investigating that you can now do with logarithms and their properties. For now, write a summary of the laws that you have discovered in this exercise.

from question 1 d

from question 4

from question 7

from question 10