

# Similar Signs

Teacher Answers



Your Passion. Our Technology. Student Success.™

7 8 9 10 11 12



TI-Nspire CAS



Investigation



Student



60min

## Aim

The aim of this investigation is to use similarity to explore ratios in right angled triangles.

## Equipment

For this activity you will need:

- TI-nspire CAS
- TI-nspire CAS document – Similar Signs

## Introduction – Setting up the calculations

This activity requires access to the “Similar Signs” TI-nspire document. This document should be loaded on your device before proceeding.

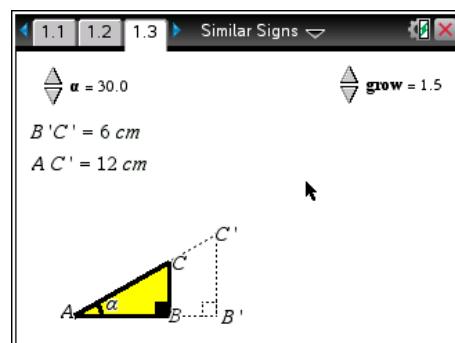
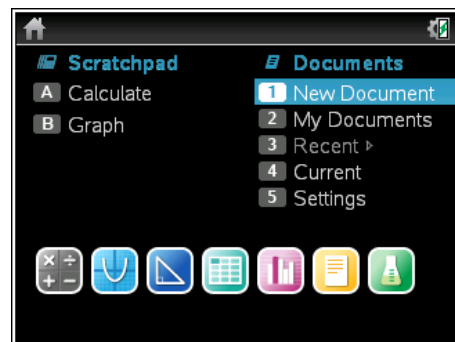
Once the document is on your handheld, press [Home] and select **My Documents**. Locate the document and press [Enter] to open.

Navigate to page 1.3 and use the spinners to adjust the angle ( $\alpha$ ) and scale factor (grow) to:

$$\alpha = 30^\circ$$

$$\text{Grow} = 1.5$$

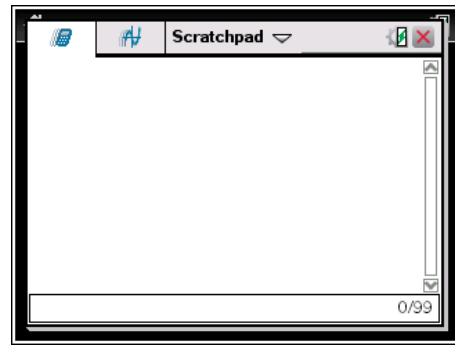
Use the mouse to click on the spinner, the measurements and diagram change accordingly.





The first question in this investigation requires calculations to be performed. The Scratchpad is a place where calculations can be computed and then discarded. To access the Scratchpad press [Home] and select Scratchpad or press **A**.

To return to the current document, press [Esc] followed by **Current** (4).



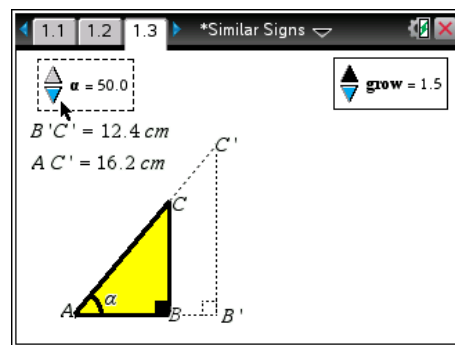
1. Copy and complete the table below.

Angle	Grow	B'C'	AC'	B'C' / AC'
30°	1.5	6	12	0.5
30°	2.0	8	16	0.5
30°	2.5	10	20	0.5
30°	3.0	12	24	0.5

Change the angle ( $\alpha$ ) and scale factor (grow) to:

$$\alpha = 50^\circ$$

$$\text{Grow} = 1.5$$



2. Copy and complete the table below.

Angle	Grow	B'C'	AC'	B'C' / AC'
50°	1.5	12.4	16.2	0.765
50°	2.0	16.5	21.5	0.767
50°	2.5	20.6	26.9	0.766
50°	3.0	24.8	32.3	0.767

3. Complete the following statement:

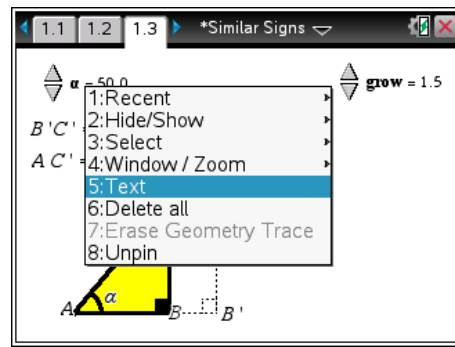
“For a given angle, the ratio B'C' / AC' remains constant when the scale (grow) is changed.”

It is possible to have the calculator perform computations on this Geometry application directly. Move the mouse to an clear space and use a right mouse click [CTRL] + [Menu] and select **text**.

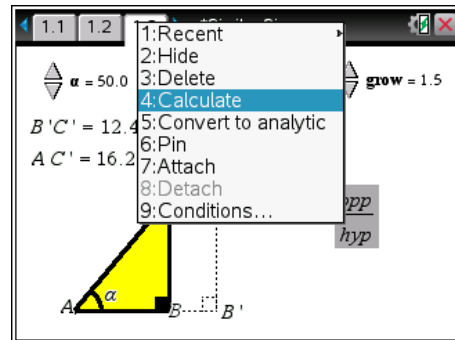
Type the following text:

opp / hyp

where  $\div$  is displayed as / then press [Enter]



Move the mouse over the text and again use a right mouse click, select **calculate**.

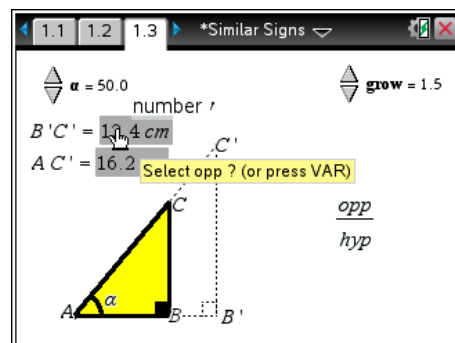


The **calculate** option checks the text for possible variables and requires the variables to be linked to values on the current screen.

$AC'$  represents the hypotenuse (hyp).

The prompt requests "Select hyp ?", move the mouse over the measurement and click on it.

$B'C'$  represents the opposite side (opp).



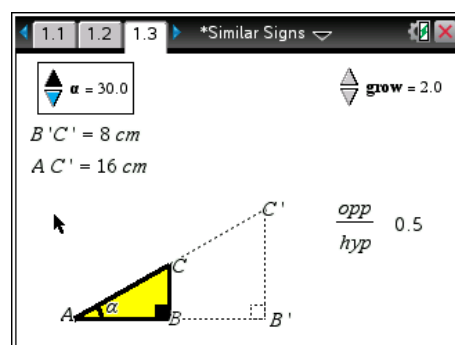
Move the mouse over the measurement and click on it. The calculation is complete and the result is 'stuck' to the mouse. Move the mouse adjacent to the text expression and click to place the answer next to the text.

Adjust the angle and grow variable to:

$\alpha = 30^\circ$

Grow = 2.0

Make sure the computation is the same as the original result.



4. Copy and complete the table below.

Angle	Grow	B'C'	AC'	B'C' / AC'
10°	2.0	2.44	14.1	0.174
20°	2.0	5.04	14.7	0.342
30°	2.0	8	16	0.5
40°	2.0	11.6	18.1	0.643
50°	2.0	16.5	21.5	0.766
60°	2.0	24	27.7	0.866
70°	2.0	38.1	40.5	0.94
80°	2.0	78.6	79.8	0.985

5. Explain why the ratio  $AB'/AC'$  gets close to 1 (one) when the angle is large, such as 80°.  
*The opposite side gets closer in length to the hypotenuse therefore the ratio approaches one.*
6. Does the ratio increase by the same amount each time the angle is changed by 10°?  
*The ratio goes up by a different amount each time, it is not linear.*
7. Complete the following table by estimation. Estimate the ratio to 2 (two) decimal places. Check your estimation using the calculator and record the actual ratio correct to 2 (two) decimal places.

Angle	Grow	Estimate: Opp/Hyp	Actual: Opp/Hyp
5°	2.0	Answers will vary. Responses generally within 0.02 of actual ratio. Larger variation generally indicates student is using a linear interpolation.	0.09
15°	2.0		0.26
25°	2.0		0.42
35°	2.0		0.57
45°	1.5		0.71
55°	2.5		0.82
65°	3.0		0.91
75°	0.6		0.91
85°	2.4		1.00 (0.996)

8. Complete the following table by estimation. Estimate the ratio to 2 (two) decimal places. Ask your teacher to check your estimates.

Angle	Grow	Estimate: Opp/Hyp	Teacher: Opp/Hyp
$28^\circ$	2.2	Answers will vary	0.469
$42^\circ$	1.6		0.669
$72^\circ$	2.0		0.951