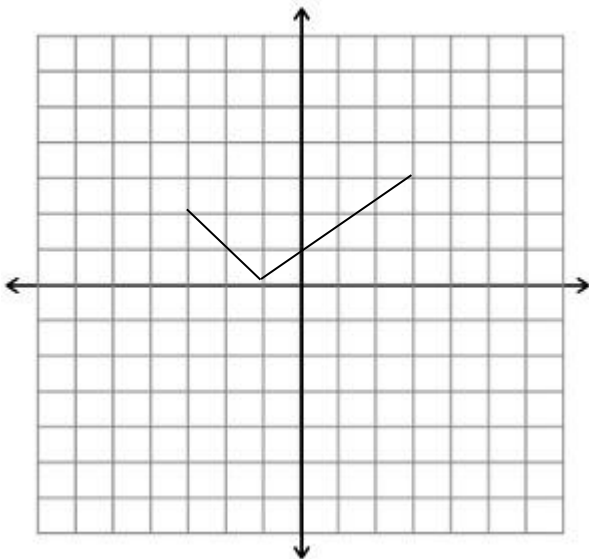


1.

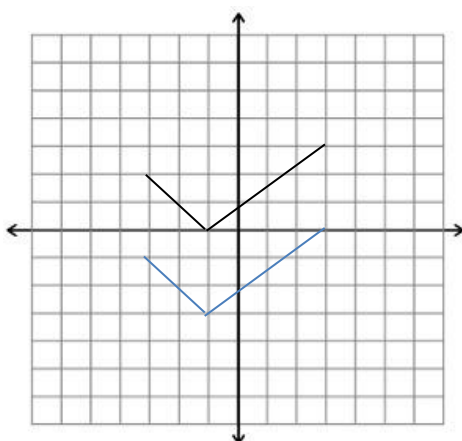


The graph of  $y = f(x)$  for  $-3 \leq x \leq 3$  is shown above.

- (a) Sketch the graph of  $y = f(x) - 3$ . (2 marks)
- (b) Sketch the graph of  $y = f(-x)$ . (2 marks)
- (c) Sketch the graph of  $y = 2f(x)$ . (2 marks)

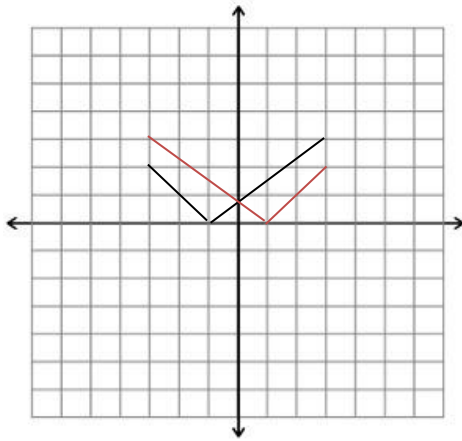
Mark scheme:

(a)



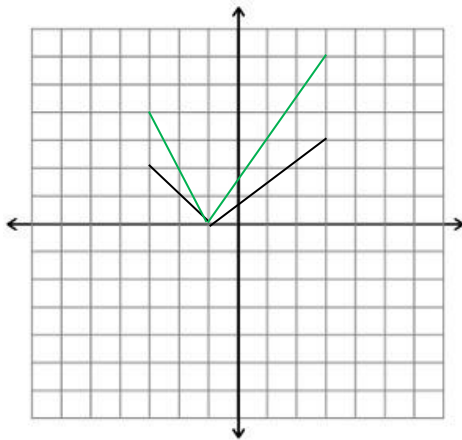
(A2)

(b)



(A2)

(c)



(A2)